







## Touch Intercom Dimensions

MODEL	DESCRIPTION	IMAGE	W - mm	H -mm	D -mm
DORVT03+VT22	Monitor Slave and Wi-Fi		226	132	20
DORVT11	Surface Door		90	145	24
DORVT11	Surface Door w/ Rain Hood		95	150	38
DORVT25	Slimline Door		60	160	29
DORVT12	Flush Door		113	195	3
<b>DORVT12 Back box dimensions</b>			<b>91</b>	<b>170</b>	<b>40</b>
DORVT35	Oversize plate for VT12	Same as VT12	130	200	3
<b>** VT35 IS DESIGNED TO COVER OLD MODEL DORANI FLUSH DOOR STATIONS **</b> <b>(2-WIRE+600 SERIES)</b> <b>Sold as VT12+VT35 – Pre assembled</b>					
DORVT13	Surface Keypad Door w/ Rain Hood		93	182	40
DORVT14	Flush Keypad Door		119	220	3
<b>DORVT14 Back Box Dimensions</b>			<b>104</b>	<b>208</b>	<b>42</b>
DORVT09	Power Supply		140	90	60
DORVT04+VT15	Relay+Splitter		70	90	45

