

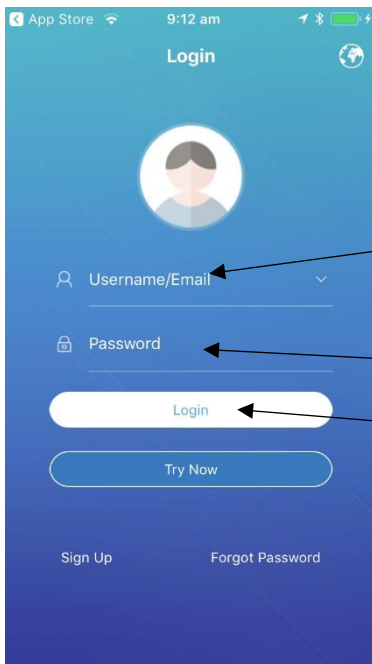


## View CCTV on Multiple Devices

Once the NVR has been scanned onto a Mobile Device, it **CANNOT** be scanned again

If you wish to view the cameras from a second or third device, you simply need to use the same login information you used to set up the account on your first device

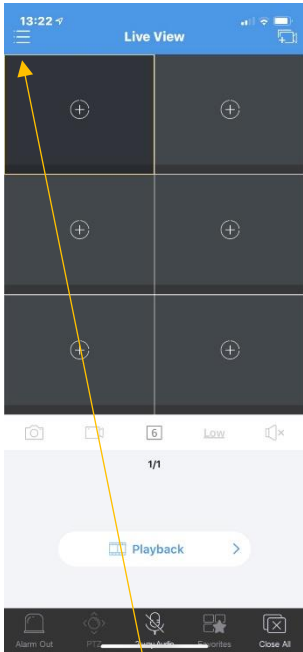
You will need to download the 'Dorani IP Viewer' APP onto your phone or tablet. Either search on the APP store, google play or scan the QR code below.



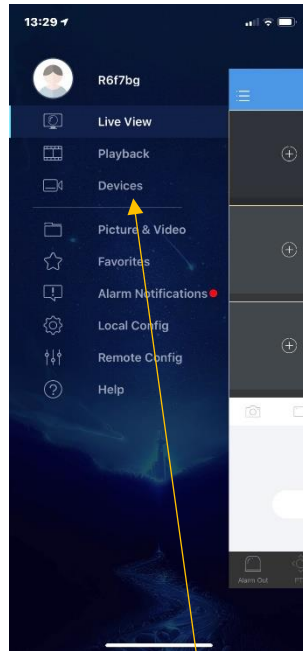
- Enter the e-mail you used to set up the account on the original phone
- Enter the Password you used to set up the account
- Select Login

You will now be logged into the same account and be able to view the cameras.

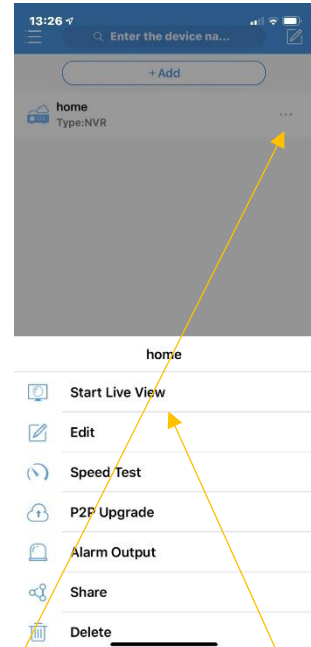
# LOAD A DEVICE (NVR)



Once logged in you will  
Get this screen. Select  
the 3 lines up the top



Select 'Devices'



Select your device  
Select 'Start Live View'

For further queries please contact your installer or contact us at [support@dorani.com.au](mailto:support@dorani.com.au)

For additional assistance and instructional videos, please visit our youtube channel – Dorani Security

